

Aesop's Dinosaur Fable

Bits N Pieces Puppet Theatre

Contact Holli Rubin for Information

happiholli@hotmail.com

813-659-0189

Technical Package

Including:

Tech Rider

Channel Hook Up

Light Plot

Updated October 3, 2017

Bits N Pieces Puppet Theatre
"Aesop's Dinosaur Fable"
Technical Package

Dear Technical Director,

We are looking forward to performing at your facility. As a touring children's theater company we depend on you - thanks for helping us! By sharing information we'll present the best show possible. I will call you approximately 2 weeks ahead of the performance date to set up load-in time, etc., but please feel free to call me if you have any questions. If you are unable to fill our requests, please let me know in advance. I can be reached by cell phone at 813-659-0189 and by e-mail at happiholli@hotmail.com I'll get back with you. We are flexible-the following information is what we hope for in a perfect world.

1. Load-In/Out

We hope for two people for load-in, running the show, and load-out. We can be set up in 4 hours the day before the performance depending on how prepared your theater is. We will need 4 hours and some general lighting set in advance if the load-in immediately precedes the performance. It is unlikely we will be able to open the auditorium until 30 minutes before curtain.

2. Performance Area

- a. Stage: Our minimum requirement is 25' wide by 20' deep. Our optimum stage area is 36' wide by 26' deep. The floor must be swept to remove debris.
- b. Offstage: Because our puppets are big, we require wing space as deep as possible, with a crossover from stage left to stage right.

3. Lighting

We will be traveling with our own ETC Show Control. We will need access to a DMX input to connect to your dimmers. We would prefer to have this backstage. We have the proper turnabouts to use your XLR inputs if necessary.

We are prepared to minimize our instrument usage so you can use your house plot. Your ability to simplify our plot to match your instruments and hanging positions, as well as time restrictions, is respected and expected.

Though we carry the basic equipment needed to illuminate our show, we hope your venue can provide as much as possible from our Instrument schedule and plot.

Our Fully Staged Lighting Needs: (Please note we can use less when necessary)

- A.) 3 Front of House Washes focused to cover performance area in the following colors:
1. R52 2. R64 3. R59
- B.) 1 Center Special FOH
- C.) 3. Overhead Stage Washes: 1. R16 2.R74. 3.R59 (Par Cans need shutters.)
- D.) 3 First Electric Specials (Right, Center, Left)
- E.) 4 High Side Specials

***Our complete light plot and instrument schedule will be mailed to the Lighting Technician or is available for download from our website: www.puppetworld.com

4. Power

We require 5 separate circuits at stage level with Edison plugs for our equipment.

5. Sound

We prefer to use your House sound system with Two stage monitors and Two wireless microphones. We use a prerecorded Minidisk for the show. We carry our own Minidisk Player. We also carry our own sound system and microphone for emergencies.

6. Masking

- a.) Wing space: Much of the magic in our shows comes from the quick changes of puppets hidden in the wings. Masked wing space left and right, 8' minimum, is preferred.
- b.) Stage curtain arrangement: The grand drape will be closed when the audience arrives.
- c.) Black Midstage Traveler may be used.

7. Hanging Scenery (where possible)

We can use two battens, mid and down stage.

8. Special Effects Which We Provide

We bring our own rear screen projection system. This production also makes use of UV black lights and disco lights.

9. Parking/Traffic

We travel in a van and a 16' Wells Cargo trailer with a 2' high cargo bed. Please advise us about parking and loading area. Specific directions from major route to your facility are appreciated.

10. Dressing Rooms

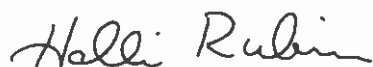
We request one dressing rooms with running water and a makeup mirror. If a shower is available, please provide four towels.

11. Refreshment (Please give this information to whoever handles refreshments)

Our major priority is WATER to drink backstage-please provide a 12 pack of bottles. We like coffee and milk. When there are two shows with an hour or more between please provide a light meal or snack, perhaps turkey sandwiches. We appreciate what you can do.

In closing, know we are good sports. Please bring special situations to my attention when we speak. There are endless variables to be addressed when touring. Our company's goal is to meet the challenge and share a successful enterprise with you.

Thank you,



Holli Rubin

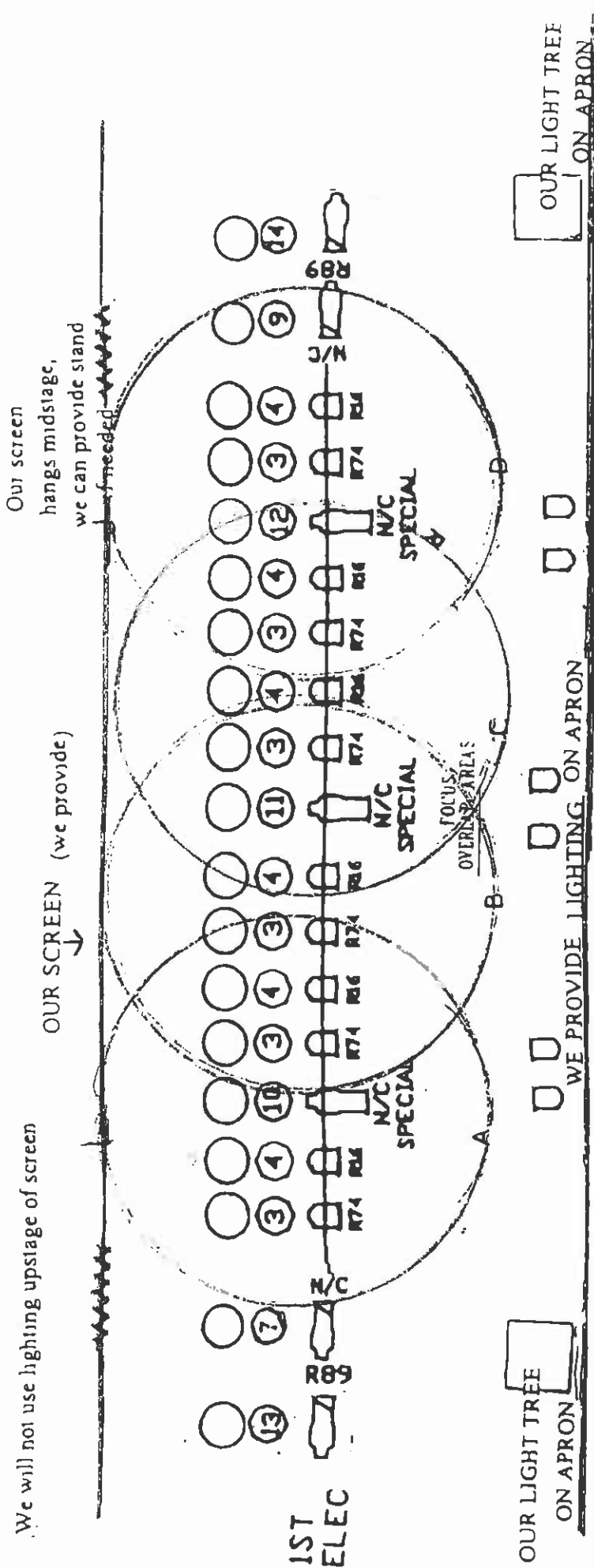
happiholli@hotmail.com

813-659-0189

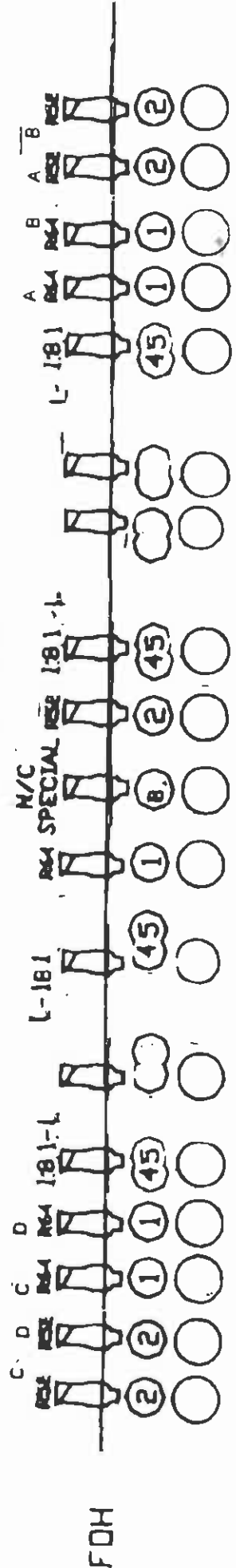
AESOP'S DINOSAUR FABLE

Position	Instrument Use/Look	Color*	Notes	Our Channel #	Your Dimmer #
	All washes-Use as many instruments as needed-		*Our Color Suggestions, or Use your similar gel colors.		
	Typically 5 per Wash.		All Lights-Shutter off of our CS Rear Proj. Screen.		
			We do not light upstage of screen.		
FOH	Front WARM Wash	R52	Lavender or Pink Substitute	2	
FOH	Front COOL Wash	R64	Blue	1	
FOH	Front UV Boost	R59 or	Or L181 Indigo	45	
FOH	Center Special	N/C		8	
1st Elec.	Top COOL Wash	R74	Usually focused straight down	3	
1st Elec.	Top WARM Wash	R17	to Downstage Area Off Screen	4	
1st Elec.	Top UV Boost	R59	Or L181-- 2 or 3 instruments		
1st Elec.	High Side Right Spec	R89	Green	13	
1st Elec.	High Side Left Spec	R89	Green	14	
1st Elec.	High Side Left Spec.	R26	Red	61	
1st Elec.	High Side Right Spec.	R26	Red	62	
1st Elec.	Down Center Special	N/C		11	
1st Elec.	Down Right Special	N/C		10	
1st Elec.	Down Left Special	N/C		12	
House					
WorkLite				36	
				35	

Light Plot



All Lights focused off of our Screen.



LIGHTING KEY

